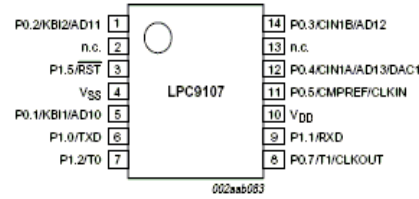
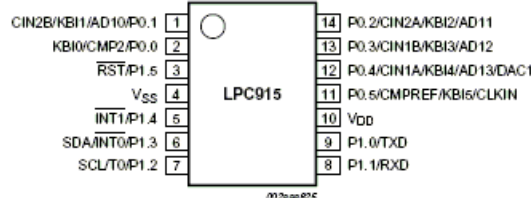


BOARD VARIATIONS:

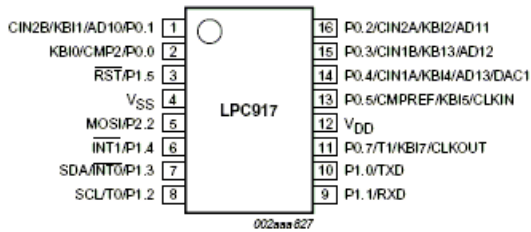
DB-TSSOP-LPC9107 U1 = P89LPC9107FDH *
 DB-TSSOP-LPC915 U1 = P89LPC915FDH *
 DB-TSSOP-LPC917 U1 = P89LPC917FDH *
 DB-TSSOP-LPC922 U1 = P89LPC922FDH *
 DB-TSSOP-LPC925 U1 = P89LPC925FDH *
 DB-TSSOP-LPC932 U1 = P89LPC932A1FDH *
 DB-TSSOP-LPC938 U1 = P89LPC938FDH *
 (*) NOT NORMALLY STOCKED, AVAILABLE ON SPECIAL ORDER



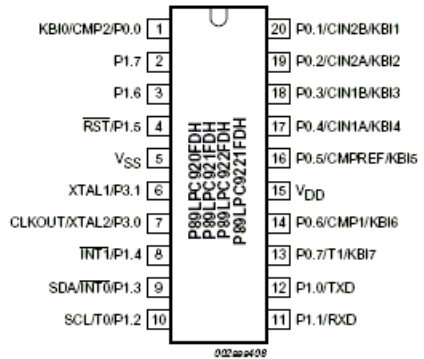
TSSOP14 PIN 1 ALIGNS WITH PIN 4 OF U1



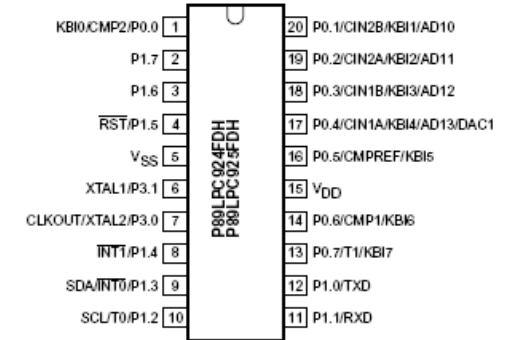
TSSOP14 PIN 1 ALIGNS WITH PIN 4 OF U1



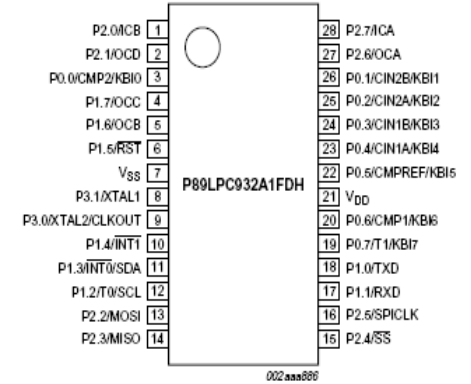
TSSOP16 PIN 1 ALIGNS WITH PIN 4 OF U1




TSSOP20 PIN 1 ALIGNS WITH PIN 3 OF U1



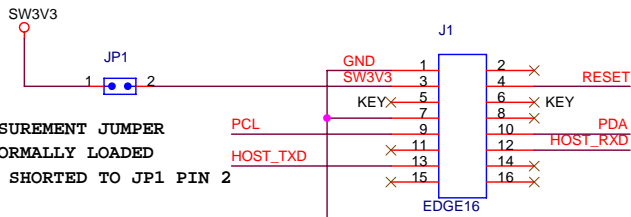

TSSOP20 PIN 1 ALIGNS WITH PIN 3 OF U1



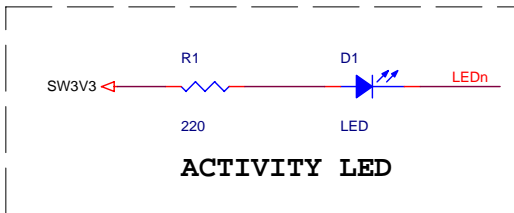
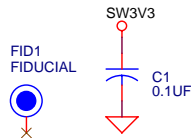
TSSOP28 PIN 1 ALIGNS WITH PIN 1 OF U1



TSSOP28 PIN 1 ALIGNS WITH PIN 1 OF U1



CONNECTOR TO USB-DONGLE



ACTIVITY LED



Future Designs, Inc. Huntsville, AL		
Title DB-TSSOP		
Size	Document Number	Rev 1
Date: Friday, May 18, 2007	Sheet 1 of 1	